




Learn and play with The Very Hungry Caterpillar!



Numbers

- Count the colours
- Count the fruits
- Count the days of the week



Food

- What food does *The Very Hungry Caterpillar* eat?
- What are your favourite foods?



Days of the week

- What did *The Very Hungry Caterpillar* eat on Tuesday?
- On which day does *The Very Hungry Caterpillar* eat a pear?



Colours

- What colour is each kind of food that appears in *The Very Hungry Caterpillar*?
- What colour food do you like to eat?



Alphabet

- What sound does pear begin with?
- Find other foods in the story that begin with the same sound as pear.



Nature

- Do you know where *The Very Hungry Caterpillar's* food comes from?
- Do apples grow on trees or in the ground?
 - What do plants need to grow?





Look for caterpillars in the garden

Can you go outside on a nature walk and explore the outdoors while looking for insects and animals.

Here are some good words to describe caterpillars:

Green

Spiky

Wriggly

Yellow

Fluffy

Curly

Orange

Dotty

Bendy




Do you know other words?



Spotting baby animals

Can you name the baby animals you have seen and heard?
Keep your eyes and ears open.

Tick them off when you've spotted them!






Ducklings

Piglets

Lambs

Chicks

Fox cubs

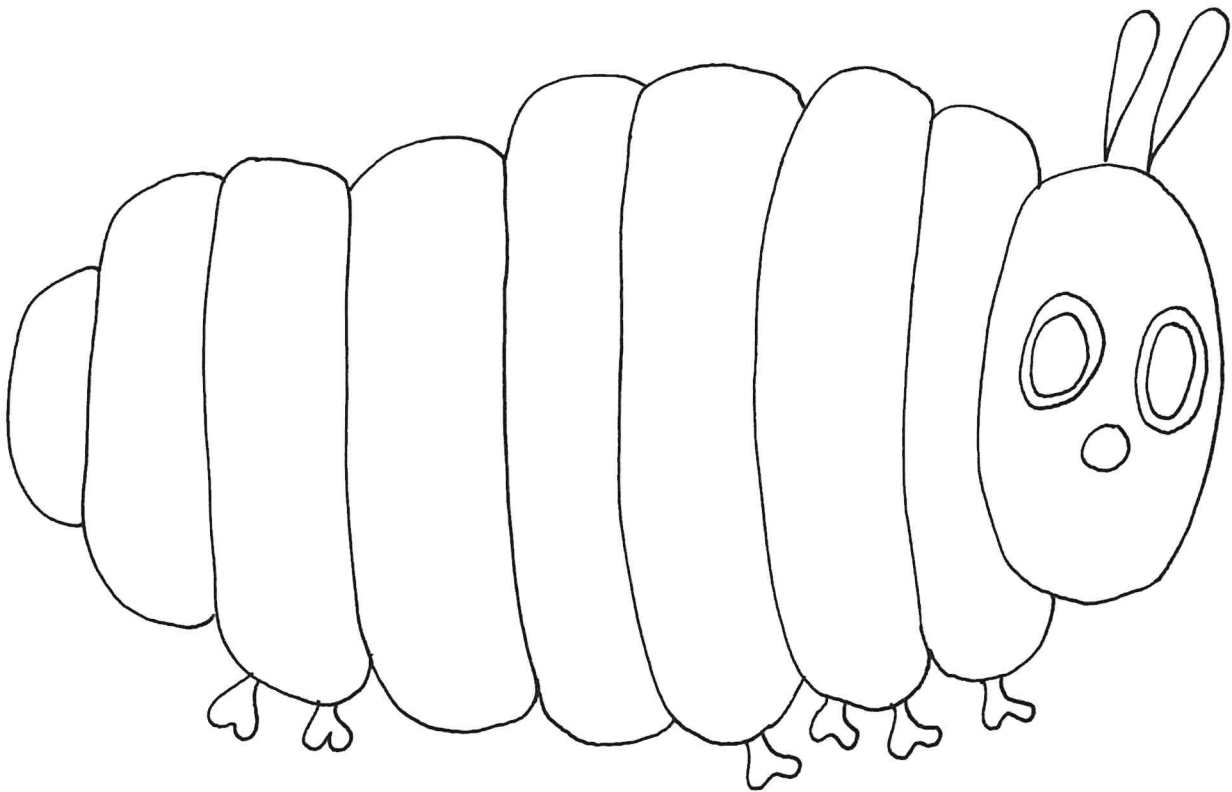




Make a home for The Very Hungry Caterpillar

**The caterpillar is very full.
Can you make a place for him to rest?**

Gather together leaves, wool, paper pieces and other materials, and stick them down in the space below the caterpillar to make a cosy place for him to sleep.






Make a tree

This leaf is part of a tree.

The Very Hungry Caterpillar was born on a leaf.
Can you draw the whole tree that this leaf is a part of?



Create a 3D tree!

Collect twigs or a small branch that has fallen from a tree. If there are no twigs nearby, you could use straws. Stick the twig to some clay or plasticine for a secure base. Make leaves by tearing or cutting paper or tissue paper, and attach them to the tree with string or twine.






The life of a Very Hungry Caterpillar

Can you write the number in each circle in the order of the life cycle of a butterfly?


1. Egg on a leaf

This egg is very, very small.
(It is also **sticky**, so it won't
fall off the leaf.)



2. Hungry Caterpillar

When a caterpillar comes out
of his egg, first he eats the **egg**,
then the **leaf**, and he doesn't stop
eating (not even to **sleep!**).



3. Cocoon

This cocoon is spun from **sticky**
thread. **Inside** it, the caterpillar is
using the **energy** stored from all
that **food** to make something very
special happen ...



4. Butterfly

When the butterfly **pushes** out
of the **cocoon**, his wings are all wet.
So he **spreads** them out and lets
them **dry** before he takes **off** and
flies for the first time!

